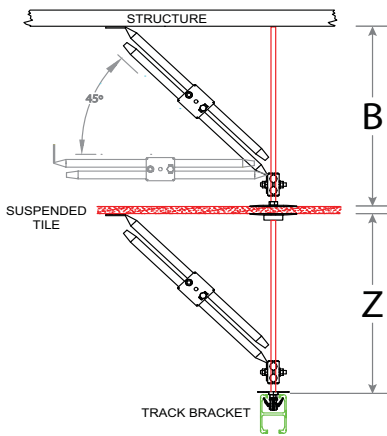


GETINGE GROUP

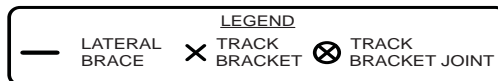
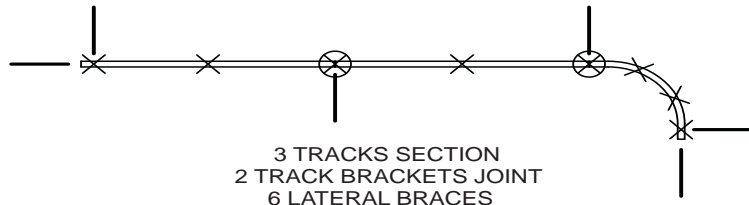
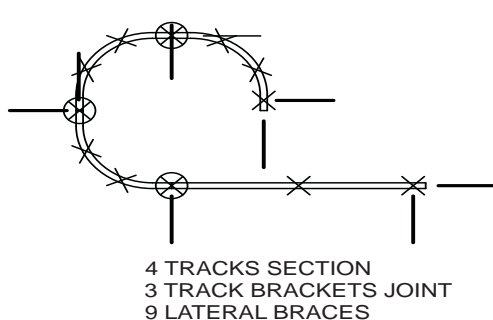
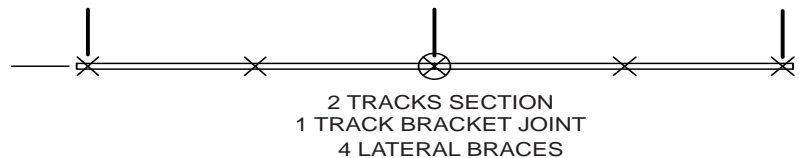
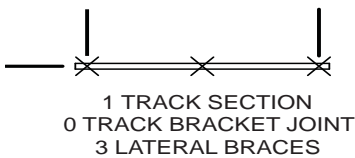


ARJOHUNTLEIGH LATERAL BRACE CHART FOR VALUE "B"		
If value for "B" is:	Result	Part number
Less than or equal to 22 cm (9 in)	No lateral brace required	n/a
Greater than 22 cm (9 in) but less than 99 cm (39 in)	One lateral brace required	700.11350
Greater than 99 cm (39 in) but less than 198 cm (78 in)	One lateral brace required	700.11360
Greater than 198 cm (78 in)	Two lateral braces required	700.11350 + 700.11360

ARJOHUNTLEIGH LATERAL BRACE CHART FOR VALUES "B" AND "Z" TOGETHER

If value for "B" is:	AND If value for "Z" is:	Result	Part number
Zero	Less than 25 cm (10 in)	No lateral brace required	n/a
Greater than 22 cm (9 in) but less than 99 cm (39 in)	Greater than 22 cm (9 in)	Three lateral braces required	2 x 700.11350 + 1 x 700.11380
Greater than 99 cm (39 in)	Greater than 22 cm (9 in)	Three lateral braces required	2 x 700.11360 + 1 x 700.11380

LATERAL BRACE POSITIONING REQUIREMENTS



- MINIMUM 3 LATERAL BRACES.
 - NUMBER OF LATERAL BRACE =
 (NUMBER OF TRACK BRACKET JOINTS X 2) + 2

POSSIBLE ANCHOR LATERAL TO THE CEILING OR TO THE WALL

